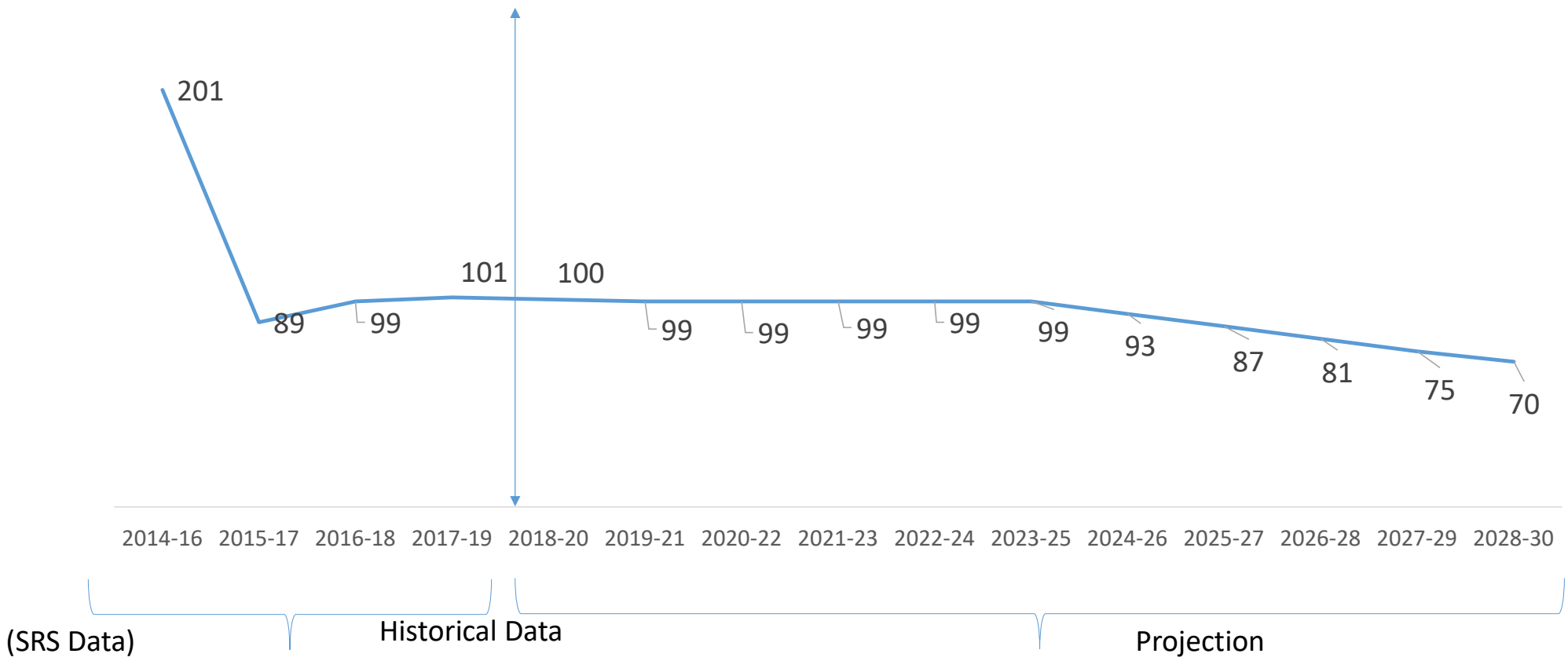


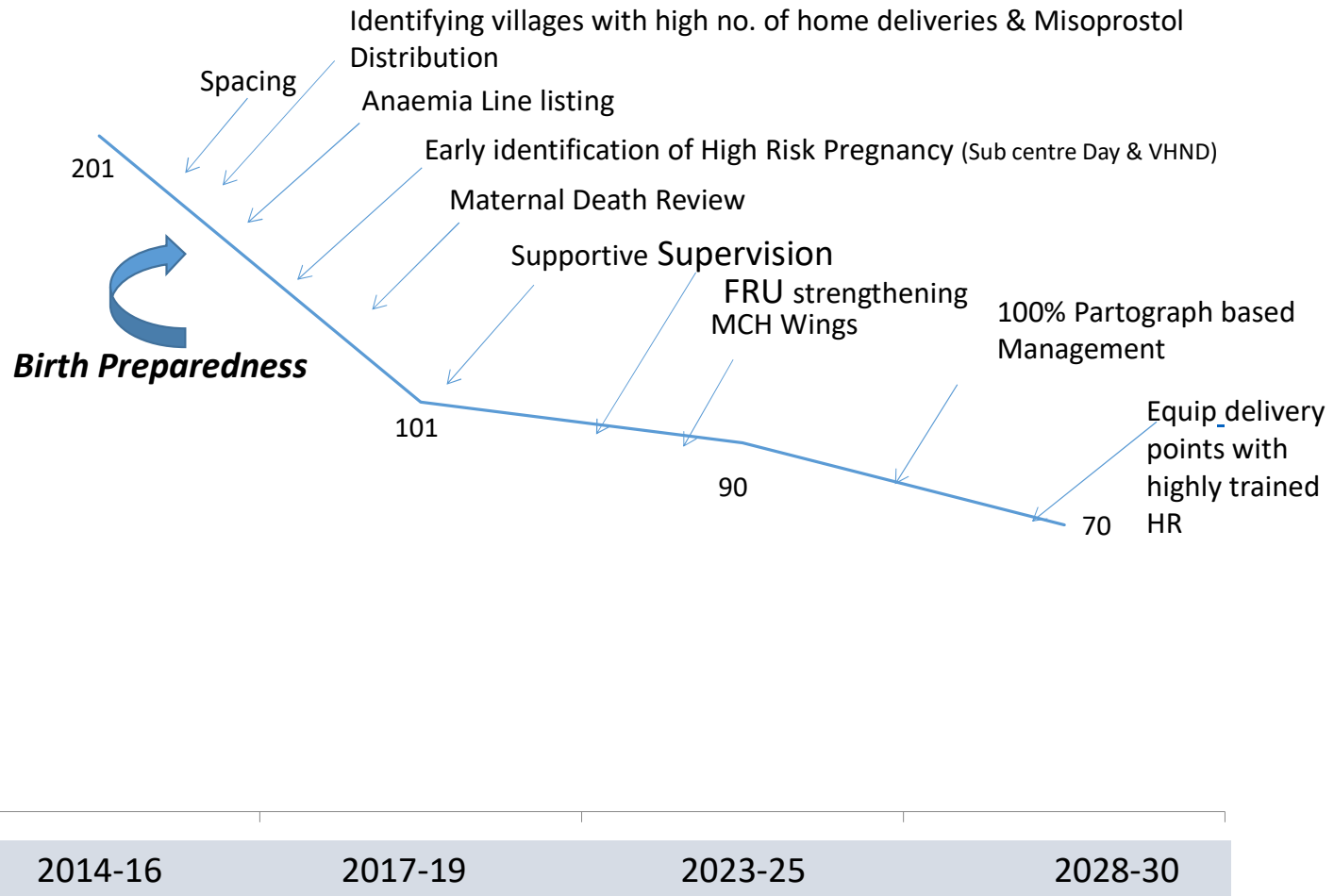
Status of Maternal Mortality Ratio across all States : India (SRS Data)

State with more than or equal to National average (9 states)				
	2016-18	2017-19	Point Decline	% Decline
Assam	215	205	10	4.7
Uttar Pradesh	197	167	30	15.2
Madhya Pradesh	173	163	10	5.8
Chhattisgarh	159	160	-1	-0.6
Rajasthan	164	141	23	14.0
Odisha	150	136	14	9.3
Bihar	149	130	19	12.8
Punjab	129	114	15	11.6
West Bengal	98	109	-11	-11.2
India	113	103	10	8.8
State with less than National Average (10 states)				
Uttarakhand	99	101	-2	-2.0
Haryana	91	96	-5	-5.5
Karnataka	92	83	9	9.8
Gujarat	75	70	5	6.7
Jharkhand	71	61	10	14.1
Andhra Pradesh	65	58	7	10.8
Tamil Nadu	60	58	2	3.3
Telangana	63	56	7	11.1
Maharashtra	46	38	8	17.4
Kerala	43	30	13	30.2

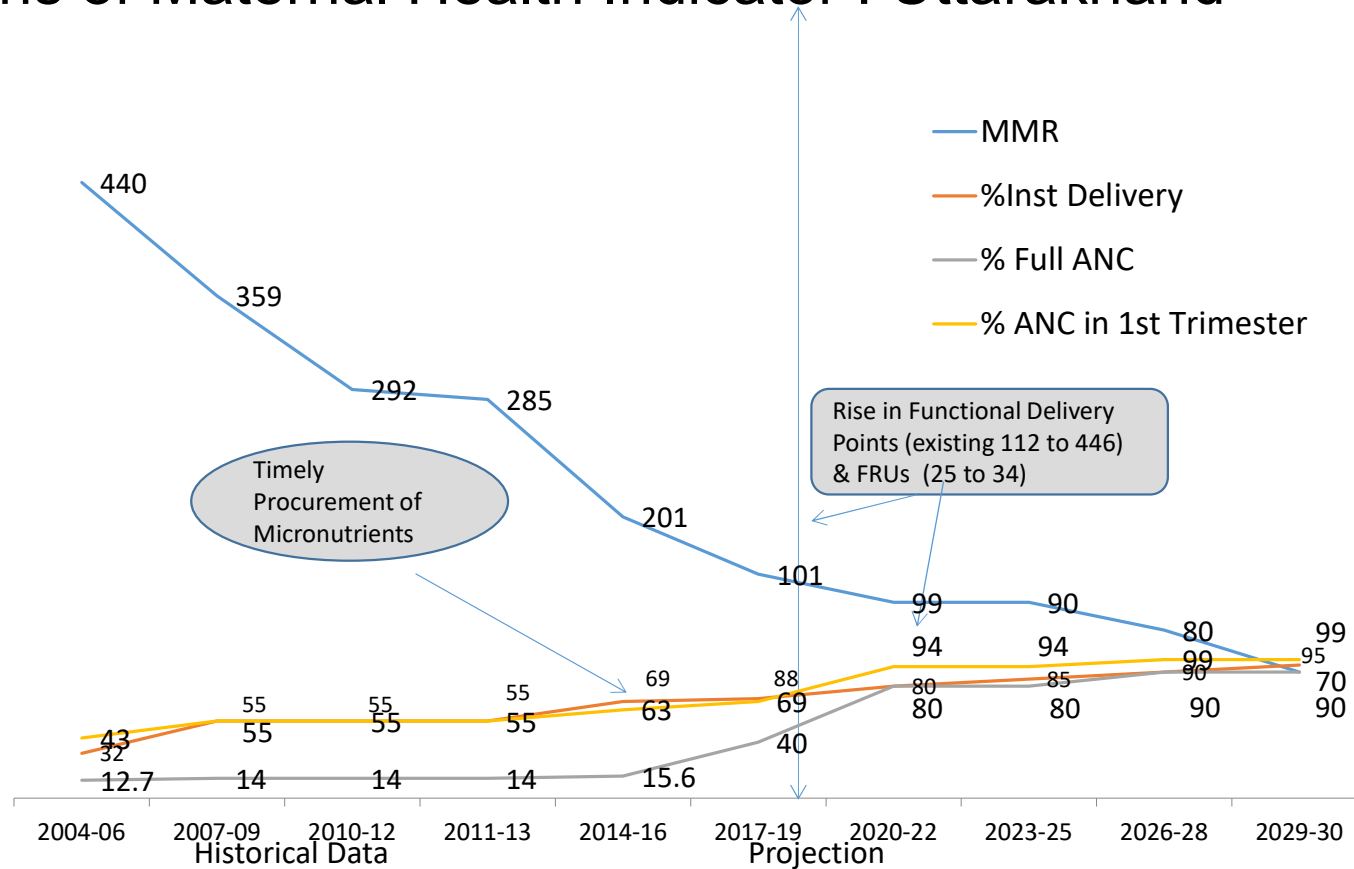
Historical Data and Projected Trend of Maternal Mortality Ratio in Uttarakhand



Targets and Interventions to achieve SDG Goal 3 Maternal Mortality Indicator 3.1 (& interventions)



Projections of Maternal Health Indicator : Uttarakhand

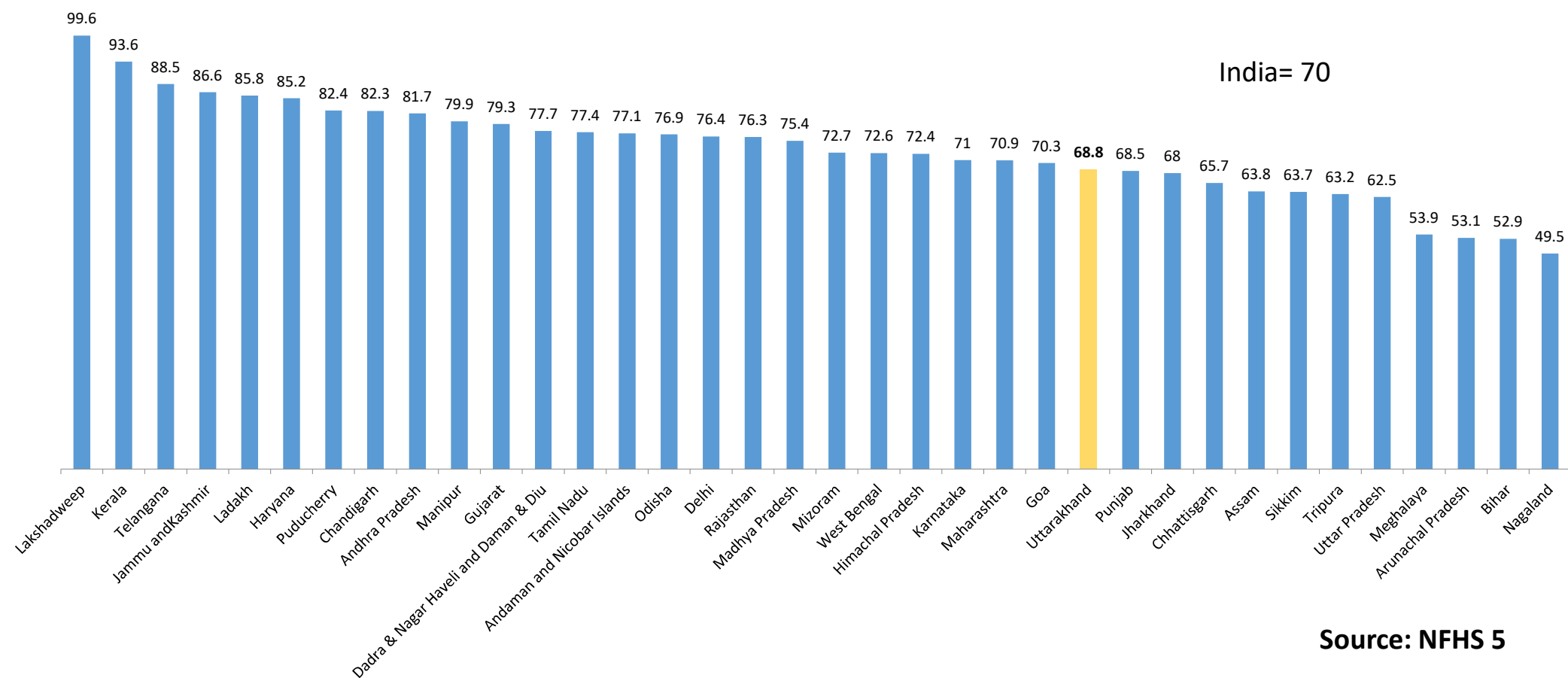


Disclaimer: Projections based on applying average of increments in historical data and causal relationship of one indicator to other provided that other factors(Disasters/Domestic& International Situations) remains constant and assumption of interventions like rise in Del points and FRUs come in effect along with procurement and distribution of IFA etc .

Performance Indicator of Maternal Health in Uttarakhand : HMIS Data

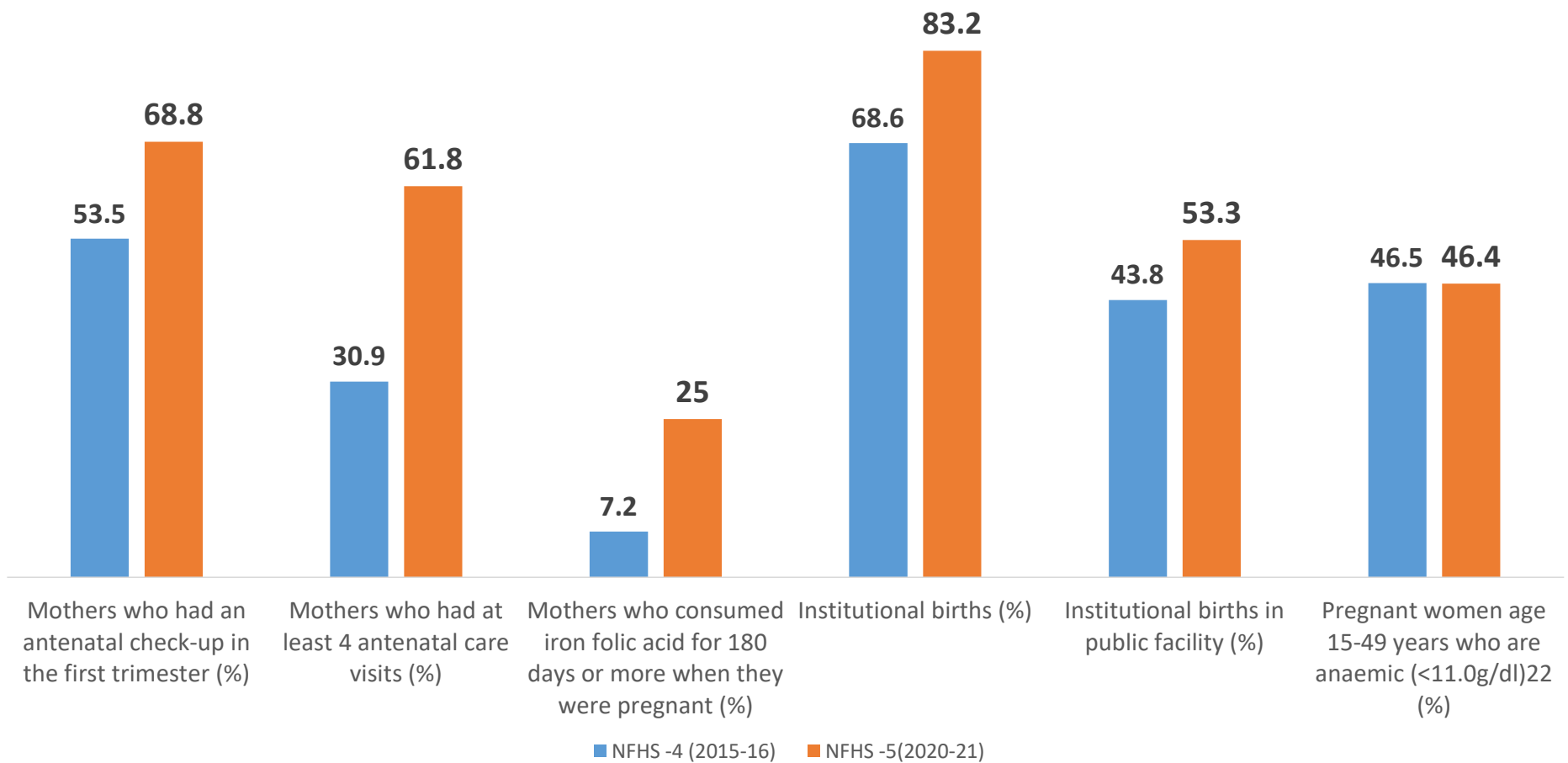
Indicator	FY 2021-22	
	Number	%
Estimated ANC	204010	
Estimated Deliveries	182709	
ANC Performance	192799	95%
ANC registration in 1st Trimester	158045	82%
4 ANC check ups	161146	84%
Pregnant Women received 180 IFA tablets	175186	91%
Pregnant Women received 360 Calcium tablets	174667	91%
Pregnant Women tested for Haemoglobin (Hb) 4 or more	164940	86%
Pregnant women identified with Severe Anaemia	3498	
Pregnant women treated for Severe Anaemia	3394	97%
Total reported deliveries (Home+Inst.) against Estimated	157728	86%
Total Institutional Deliveries (Public+Pvt.) against reported	139613	89%
Public Institutional Deliveries against total ID	90592	65%
Total Home Deliveries	18115	11%
SBA attended Home Deliveries	5207	29%
C-Section Deliveries (Public+Pvt.)	23793	17%
Public C-Section Deliveries	13765	15%
Pregnant women screened for HIV (by finger prick test)	159065	83%
VHSND session conducted	78657	105%

Status of Ante Natal Care(ANC) registration (1st trimester) in %: All States, India

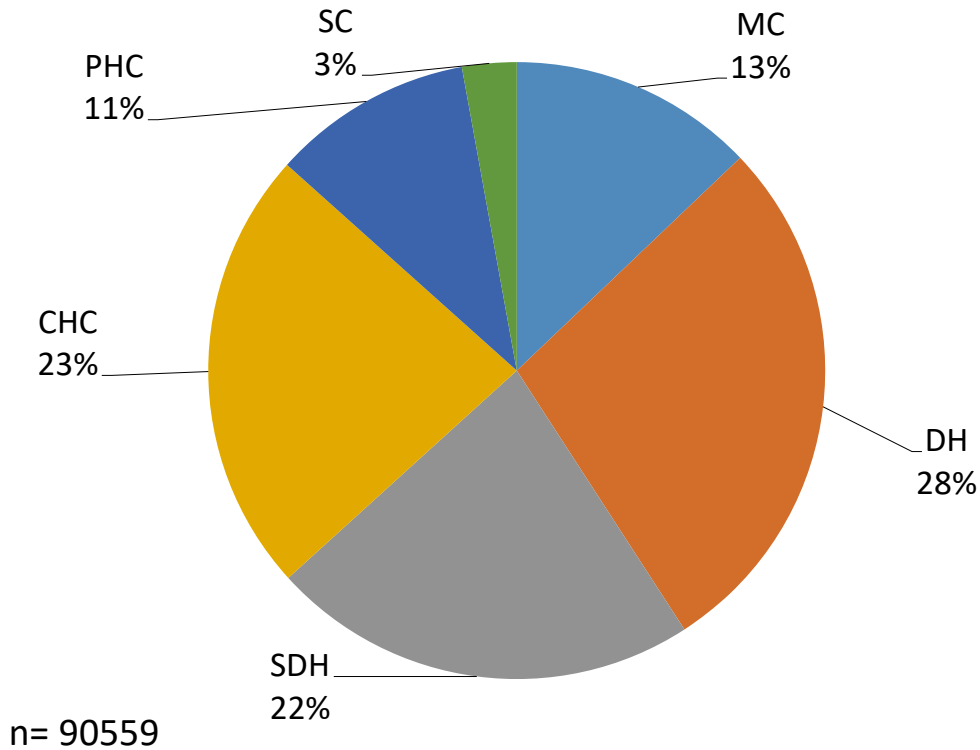
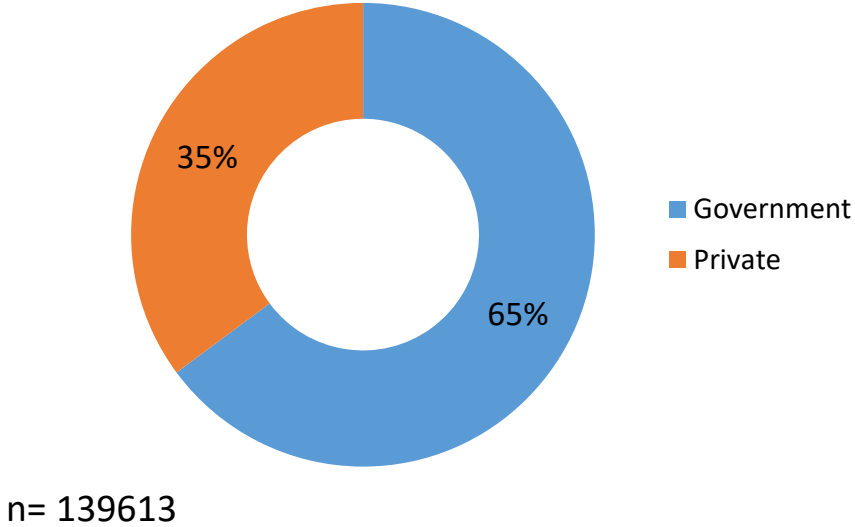


Source: NFHS 5

Performance Indicator of Maternal Health in Uttarakhand : NFHS Survey Data



Facility wise Institutional Delivery Share : Uttarakhand (2021-22)



PMSMA : Volunteer List

Sr. No.	Registration No.	Name	Registration Date	Qualification	Specialization	Professional Body
1	Reg01123	Dr. Rekha Srivastav	18/11/2016	MBBS	MD(Obstetrician/Gynecologist)	FOGSI
2	Reg01124	Dr. Arti Luthra	18/11/2016	MBBS	MD(Obstetrician/Gynecologist)	FOGSI
3	Reg01711	Dr. Sujata Sanjay	30/11/2016	MBBS	DGO	FOGSI
4	Reg02970	Dr. Vineeta Gupta	07/01/2017	MBBS	MD(Obstetrician/Gynecologist)	FOGSI
5	Reg03132	Dr. Sadhana Chauhan	10/01/2017	MBBS	MD(Obstetrician/Gynecologist)	FOGSI
6	Reg03157	Dr. Annu Dhir	11/01/2017	MBBS	DGO	IMA
7	Reg04392	Dr. Ritu Gupta	02/06/2017	MBBS	Others	IMA
8	Reg04561	Dr. Jiwan Asha Chandra	13/07/2017	MBBS	MD(Obstetrician/Gynecologist)	FOGSI
9	Reg05324	Dr. Anuja Nanda	15/01/2018	MBBS	DGO	FOGSI
10	Reg05599	Dr. Tulika Priyadarshni	22/06/2018	MBBS	DGO	Others
11	Reg05955	Dr. Asha Khaduri	09/01/2019	MBBS	None	IMA
12	Reg06283	Dr. Rakhi Chhetri	26/05/2019	MBBS	Others	NGO
13	Reg06342	Dr. Chahat Choudhary	20/06/2019	MBBS	Others	None
14	Reg07872	Dr. Nk Bhati	17/05/2022	MBBS	Others	NGO
15	Reg07873	Dr. Sushma Datta	17/05/2022	MBBS	MD(Obstetrician/Gynecologist)	None

Status of Procurement of Equipments and HR for Delivery Points & FRUs

	Total Number of Facilities	Equipments		Equipments & HR (SN)			HR (SN)		HR (ANM)	
		Target (Facilities)	Achievement	Approved (Facilities)	Equipment procured	SNs Hired - facilities	Approved (Facilities)	SNs Hired - facilities	Approved (Facilities)	ANMs Hired - facilities
Maternal Health										
Existing DPs	67	34	100%	5	100%	100%	26	22 (85%)	2	100%
New DPs	23	6	100%	13	100%	8 (62%)	2	100%	2	100%
New FRUs	4	NA	NA	4	100%	100%	1	100%	NA	NA
Existing FRU	2	1	100%	NA	NA	NA	1	0	NA	NA
Total	96	41	100%	22	100%	17 (77%)	30	25 (84%)	4	100%

Status of Procurement of Equipments and HR for Delivery Points & FRUs

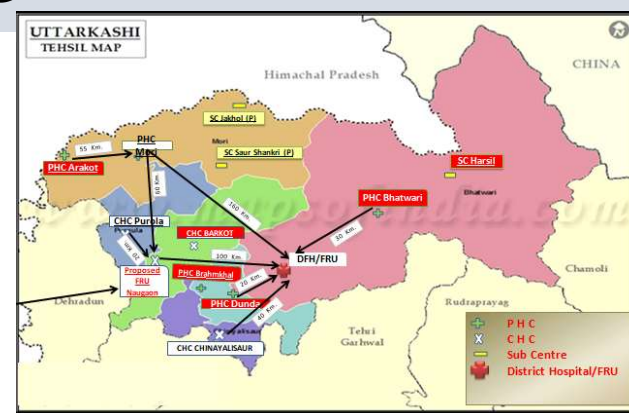
	Total Number of Facilities	Equipments		Equipments & HR (SN)			HR (SN)		HR (ANM)	
		Target (Facilities)	Achievement	Approved (Facilities)	Equipment procured	SNs Hired - facilities	Approved (Facilities)	SNs Hired - facilities	Approved (Facilities)	ANMs Hired - facilities
Maternal Health										
Existing DPs	67	34	100%	5	100%	100%	26	22 (85%)	2	100%
New DPs	23	6	100%	13	100%	8 (62%)	2	100%	2	100%
New FRUs	4	NA	NA	4	100%	100%	1	100%	NA	NA
Existing FRU	2	1	100%	NA	NA	NA	1	0	NA	NA
Total	96	41	100%	22	100%	17 (77%)	30	25 (84%)	4	100%

Trainings (2021-22)

Trainings	Target (Batches)	Achievements
BEmOC	2	2 (100%)
MDR	1	1 (100%)
Safe Abortion	2	2 (100%)
SBA	21	17 (80%)
DAKSHATA	2	2 (100%)
Skill Lab	3	2 (67%)
HIV and Syphilis	33	21 (64%)
Anemia Mukt Bharat	13	13 (100%)
Safe Delivery App	13	13 (100%)

Action taken on achieving the targets set under key RoP deliverables/NHP/SDG

- ✓ **Mapping** of All Delivery points with designated FRU on the basis of distance and time completed.
- ✓ For Advance communication, Fixed telephone installed in the Delivery points.



Block	Facility Type	Facility Name (DP)	Near By Linked Delivery Point (If any)	Distance from main centre	Time	Linked FRU	Distance	Time	Nearest Medical College	Distance from Linked FRU	Time
Bhatwari	24x7 PHC	Bhatwari-BPHC, Bhatwari	x	x	x	DH Uttarkashi	30	1 hr	Doon Medical college, Dehradun	160	4 hrs
Bhatwari	Sub Centre	Harsil-SC, Bhatwari	PHC Bhatwari	50	3 hrs		30	1 hr		160	4 hrs
Dunda	24x7 PHC	Dunda-BPHC, Dunda	x	x	x		16	25 min		160	4 hrs
Dunda	24x7 PHC	Bramakhal-PHC, Dunda	x	x	x		50	2 hrs		160	4 hrs
Chinyali	CHC Non- FRU	CHC Chinyali	x	x	x		40	1.20 hr		160	4 hrs
Naugaon	CHC FRU	Naugaon-BCHC, Naugaon	x	x	x	120	4 hrs	4		10 min	
Naugaon	CHC Non- FRU	Barkot-CHC, Naguaon	CHC Naguaon	10	20 min	130	4.20 min	4		10 min	
Purola	CHC Non- FRU	Purola-BCHC, Purola	CHC Naguaon	18	30 min	120	4 hrs	4		10 min	
Mori	24x7 PHC	Mori-BPHC, Mori	CHC Purola	35	1 hr	155	5 hrs	4		10 min	
Mori	Other PHC	Arakot, PHC	PHC Mori/Rodhu HP	50/108	1.30 hrs/3 hrs	110	4 hrs	4		10 min	
Bhatwari	DH	DH Uttarkashi	x	x	x	x	x	x		160	4 hrs

Temporary COVID Labour Room



SDH Kotdwar

SOP and Orientation on COVID 19

Garhwal Division-2nd July 2021
Kumoun Division-3rd July 2021

Dissemination: Standard Protocols and specific measures to be followed for ANC, Intranatal and PNC services in view of COVID-19

Objective:

1. To share key highlights of SoP for minimum impacting on institutional deliveries and other essential maternal health services
2. To share the updated clinical protocols in order to minimize the maternal morbidity and mortality

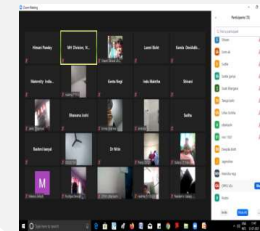


Standard Protocols and specific measures to be followed for Antenatal, Intra natal and Post natal care in view of COVID-19

Training of Pocket Booklet/Safe Delivery App for MOs, SNs (12th to 27th July,2021)



Pocket Booklet Developed for SNs and MOs



300 participants

Thank You