

STATE HEALTH SOCIETY

All Societies are advised to follow Cash Basis of Accounting System

Income & Expenditure For The Year Ending 31-03-2016

Amount in Rupees

Previous Yr. At 31-03-14	Expenditure	Sch. Ref.	Current Yr. At 31-03-15	Previous To be shown only to the extent of grant amount utilised during the year	Grant Received	Sch. Ref.	Current Yr. At 31-03-15
	RCH-I	I-A	Figure C of Sch.		RCH-I	I-A	Figure C of Sch.
	EC SIP	I-E					
1	NRHM-RCH Flexible Pool				NRHM-RCH Flexible Pool		
	RCH Flexipool	I-B	Figure C of Sch.		RCH Flexipool	I-B	Figure C of Sch.
	RI Strengthening Project	I-D	Figure C of Sch.		RI Strengthening Project	I-D	Figure C of Sch.
	Pulse Polio (PPI)	I-D	Figure C of Sch.		Pulse Polio (PPI)	I-D	Figure C of Sch.
	Iodine Deficiency (NIDDCP)	I-F	Figure C of Sch.		Iodine Deficiency (NIDDCP)	I-F	Figure C of Sch.
2	Health System Strengthening under NRHM			2	Health System Strengthening under NRHM		
	HSS including NPPCD,NOHP, NPPC, Asstt. To state for Capacity Building (Burn Injury & Trauma), NPF.	I-C	Figure C of Sch.		HSS including NPPCD,NOHP, NPPC, Asstt. To state for Capacity Building (Burn Injury & Trauma), NPF.	I-C	Figure C of Sch.
3	National Urban Health Mission-Flexible Pool			3	National Urban Health Mission-Flexible Pool		
	NUHM	I-K	Figure C of Sch.		NUHM	I-K	Figure C of Sch.
4	Flexible Pool for Communicable Diseases			4	Flexible Pool for Communicable Diseases		
	IDSP	I-G	Figure C of Sch.		IDSP	I-G	Figure C of Sch.
	NVBDCP	I-H	Figure C of Sch.		NVBDCP	I-H	Figure C of Sch.
	NLEP	I-I	Figure C of Sch.		NLEP	I-I	Figure C of Sch.
	RNTCP	I-J	Figure C of Sch.		RNTCP	I-J	Figure C of Sch.
5	Flexible Pool for Non Communicable Diseases			5	Flexible Pool for Non Communicable Diseases		
	NPCB	I-L	Figure C of Sch.		NPCB	I-L	Figure C of Sch.
	NMHP	I-M	Figure C of Sch.		NMHP	I-M	Figure C of Sch.
	National Programme for Health Care of the Elderly (NPHCE)	I-N	Figure C of Sch.		National Programme for Health Care of the Elderly (NPHCE)	I-N	Figure C of Sch.
	NTCP	I-O	Figure C of Sch.		NTCP	I-O	Figure C of Sch.
	National Programme for Prevention & Control of Cancer, Diabetes, Cardiovascular Diseases and Stroke (NPCDCS)	I-P	Figure C of Sch.		National Programme for Prevention & Control of Cancer, Diabetes, Cardiovascular Diseases and Stroke (NPCDCS)	I-P	Figure C of Sch.
	Non-NHM Funds	I-T			Non-NHM Funds	I-T	
	Others (Please specify)						
	Income Over Expenditure (Surplus)				Interest Earned	VIII	Figure B of Sch.
					Expenditure Over Income		
15	Total		0	14	Total		0

0

Place :
Date :

Chartered Accountants

State Finance Officer

APPENDIX - A

FEATURES OF ANNUAL FINANCIAL STATEMENTS:-

- 1 The format has been designed to consolidate the audited balance sheet of all the programmes for the respective state and all districts of the state.
- 2 Any amount released from the state to district is to be treated as advances given for the implementation of the programme.
- 3 In the balance sheet, a fixed assets reserve fund has to be created by the state as well as districts for the amount of fixed assets purchased out of the grant received during the year. Accordingly, unspent grant of the respective programme will get reduced by the amount of fixed assets purchased.
- 5 In the Income & Expenditure a/c, in the income side grant received is to be shown equivalent to the amount of expenditures for each programme separately.
- 6 Grant in aid released/sanctioned by the Govt. of India at the fag end of the year are to be shown as grant received during the year and if not received during the same year, the same is to be shown as grant in aid/remittance in transit.
- 7 Any formats/instructions issued by any programme division like RNTCP are to be strictly followed in accordance with these formats.
- 8 Heads of Expenditures in Schedule I-A,B,C..... are to be given as per the latest Financial Management Report (FMR)
- 9 Name of State Health Society, given in the format **is only an indicative.**
- 10 **In Schedule-II-A of Fixed Assets** - only those assets are to be shown which are purchased for use in the office of the SHS/DHS like Computers, Furnitures, Laptop etc. Other fixed assets which are purchased for the programme and transferred to the State or District Authoritues like Mobile Medical Van, Ambulance, Microscope etc. purchased under any programme of RNTCP, Additionalities under NRHM, IDSP etc. are to be booked as expenditure of the relevant programme and not to be included in the Schedule of Fixed Assets.

STATE HEALTH SOCIETY

Balance Sheet as on 31-03-2016

Amount in Rupees

Previous Yr. At 31-03-15	Liabilities	Sch. Ref.	Current Yr. At 31-03-16	Previous Yr. At 31-03-15	Assets	Sch. Ref.	Current Yr. At 31-03-16
	Reserve & Surplus						
	Opening Balance (Surplus) Add/Less : Surplus/Deficit for the year	Figure A of Sch. Figure B of Sch.	Total	Figure A of Sch.	Fixed Assets <small>Attach head wise schedule (Should be equal to Capital Fund)</small>	II-A	Figure D of Sch.
	Unspent Grant						
Figure A of Sch.	RCH-I	Figure E of Sch.		Figure A of Sch.	Loan & Advances		Figure E of Sch.
Figure A of Sch.	EC SIP	Figure E of Sch.		Figure A of Sch.	RCH-I	IV-A	Figure E of Sch.
1	NRHM-RCH Flexible Pool			1	NRHM-RCH Flexible Pool	IV-E	Figure E of Sch.
Figure A of Sch.	RCH Flexipool	Figure E of Sch.		Figure A of Sch.	RCH Flexipool	IV-B	Figure E of Sch.
Figure A of Sch.	RI Strengthening Project	Figure E of Sch.		Figure A of Sch.	RI Strengthening Project	IV-D	Figure E of Sch.
Figure A of Sch.	Pulse Polio (PPI)	Figure E of Sch.		Figure A of Sch.	Pulse Polio (PPI)	IV-D	Figure E of Sch.
Figure A of Sch.	Iodine Deficiency (NIDDCP)	Figure E of Sch.		Figure A of Sch.	Iodine Deficiency (NIDDCP)	IV-F	Figure E of Sch.
2	Health System Strengthening under NRHM			2	Health System Strengthening under NRHM		
Figure A of Sch.	HSS including NPPCD, NOHP, NPPC, Capacity Building (Burn Injury & Trauma) & NPF.	Figure E of Sch.		Figure A of Sch.	HSS including NPPCD, NOHP, NPPC, Capacity Building (Burn Injury & Trauma) & NPF.	IV-C	Figure E of Sch.
3	National Urban Health Mission-Flexible Pool			3	National Urban Health Mission-Flexible Pool		
Figure A of Sch.	NUHM	Figure E of Sch.		Figure A of Sch.	NUHM	IV-K	Figure E of Sch.
4	Flexible Pool for Communicable Diseases			4	Flexible Pool for Communicable Diseases		
Figure A of Sch.	IDSP	Figure E of Sch.		Figure A of Sch.	IDSP	IV-G	Figure E of Sch.
Figure A of Sch.	NVBDCP	Figure E of Sch.		Figure A of Sch.	NVBDCP	IV-H	Figure E of Sch.
Figure A of Sch.	NLEP	Figure E of Sch.		Figure A of Sch.	NLEP	IV-I	Figure E of Sch.
Figure A of Sch.	RNTCP	Figure E of Sch.		Figure A of Sch.	RNTCP	IV-J	Figure E of Sch.
5	Flexible Pool for Non Communicable Diseases			5	Flexible Pool for Non Communicable Diseases		
Figure A of Sch.	NPCB	Figure E of Sch.		Figure A of Sch.	NPCB	IV-L	Figure E of Sch.
Figure A of Sch.	NMHP	Figure E of Sch.		Figure A of Sch.	NMHP	IV-M	Figure E of Sch.
Figure A of Sch.	National Programme for Health Care of the Elderly (NPHCE)	Figure E of Sch.		Figure A of Sch.	National Programme for Health Care of the Elderly (NPHCE)	IV-N	Figure E of Sch.
Figure A of Sch.	NTCP	Figure E of Sch.		Figure A of Sch.	NTCP	IV-O	Figure E of Sch.
Figure A of Sch.	National Programme for Prevention & Control of Cancer, Diabetes, Cardiovascular Diseases and Stroke (NPCDCS)	Figure E of Sch.		Figure A of Sch.	National Programme for Prevention & Control of Cancer, Diabetes, Cardiovascular Diseases and Stroke (NPCDCS)	IV-P	Figure E of Sch.
	Non-NHM Funds			Figure A of Sch.	Non-NHM Funds	IV-T	Figure E of Sch.
Figure A of Sch.	Fixed Assets Reserves Fund A/C	II	Figure D of Sch.		Other Current Assets Closing Balances :	V	
Figure A of Sch.	Current Liabilities	III	Figure D of Sch.	Figure A of Sch.	Cash in Hand	VI	Figure C of Sch.
				Figure B of Sch.	Bank Balance	VI	Figure D of Sch.
					Cheques/Draft in Hand	VII	Figure A of Sch.
15	Total		0	15	Total		0

Place :
Date :

Attach detail of each cash a/c and Bank Account

Chartered Accountants

State Finance Officer

Mission Director

STATE HEALTH SOCIETY

All Societies are advised to follow Cash Basis of Accounting System

Income & Expenditure For The Year Ending 31-03-2016

Amount in Rupees

Previous Yr. At 31-03-15	Expenditure	Sch. Ref.	Current Yr. At 31-03-16	Previous Yr. At 31-03-15	Income	Sch. Ref.	Current Yr. At 31-03-16
	RCH-I	I-A	Figure C of Sch.		Grant Received		
	EC SIP	I-E			RCH-I	I-A	Figure C of Sch.
1	NRHM-RCH Flexible Pool				NRHM-RCH Flexible Pool		
	RCH Flexipool	I-B	Figure C of Sch.		RCH Flexipool	I-B	Figure C of Sch.
	RI Strengthening Project (Pulse Polio (PPI))	I-D	Figure C of Sch.		RI Strengthening Project (Pulse Polio (PPI))	I-D	Figure C of Sch.
	Iodine Deficiency (NIDDCP)	I-F	Figure C of Sch.		Iodine Deficiency (NIDDCP)	I-F	Figure C of Sch.
2	Health System Strengthening under NRHM			2	Health System Strengthening under NRHM		
	HSS including NPPCD, NOHP, NPPC, Asstt. To state for Capacity Building (Burn Injury & Trauma), NPF.	I-C	Figure C of Sch.		HSS including NPPCD, NOHP, NPPC, Asstt. To state for Capacity Building (Burn Injury & Trauma), NPF.	I-C	Figure C of Sch.
3	National Urban Health Mission-Flexible Pool			3	National Urban Health Mission-Flexible Pool		
	NUHM	I-K	Figure C of Sch.		NUHM	I-K	Figure C of Sch.
4	Flexible Pool for Communicable Diseases			4	Flexible Pool for Communicable Diseases		
	IDSP	I-G	Figure C of Sch.		IDSP	I-G	Figure C of Sch.
	NVBDCP	I-H	Figure C of Sch.		NVBDCP	I-H	Figure C of Sch.
	NLEP	I-I	Figure C of Sch.		NLEP	I-I	Figure C of Sch.
	RNTCP	I-J	Figure C of Sch.		RNTCP	I-J	Figure C of Sch.
5	Flexible Pool for Non Communicable Diseases			5	Flexible Pool for Non Communicable Diseases		
	NPCB	I-L	Figure C of Sch.		NPCB	I-L	Figure C of Sch.
	NMHP	I-M	Figure C of Sch.		NMHP	I-M	Figure C of Sch.
	National Programme for Health Care of the Elderly (NPHCE)	I-N	Figure C of Sch.		National Programme for Health Care of the Elderly (NPHCE)	I-N	Figure C of Sch.
	NTCP	I-O	Figure C of Sch.		NTCP	I-O	Figure C of Sch.
	National Programme for Prevention & Control of Cancer, Diabetes, Cardiovascular Diseases and Stroke (NPCDCS)	I-P	Figure C of Sch.		National Programme for Prevention & Control of Cancer, Diabetes, Cardiovascular Diseases and Stroke (NPCDCS)	I-P	Figure C of Sch.
	Non-NHM Funds	I-T			Non-NHM Funds	I-T	
	Others (Please specify)						
	Income Over Expenditure (Surplus)				Interest Earned	VIII	Figure B of Sch.
					Expenditure Over Income		
15	Total		0	14	Total		0

Place :
Date :

42.5625

Chartered Accountants

State Finance Officer

Schedule I

STATE HEALTH SOCIETY

SCHEDULE OF RESERVE & SURPLUS FUND As on 31-03-2015

PARTICULARS	AMOUNT
OPENING BALANCE AS ON 1.4.2014	
ADD/LESS:	
SURPLUS/DEFICIT FOR THE YEAR AS PER INCOME & EXPENDITURE A/C	
CLOSING BALANCE AS ON 31.3.2016	

STATE HEALTH SOCIETY

SCHEDULE OF EXPENDITURE, UNSPENT BALANCE UNDER RCH-I AS ON 31-03-2016

In Rs.

S.No.	Name of Scheme	Opening Balance 01-04-2015	Fund Received during Year (including Funds in Transit)	Expenditure as per State Level	Expenditure as per District Level	Total Expenditure at State & District Level	Refunded to GOI	Unspent Balance as at 31-03-2016
1	24 hrs Delivery							
2	Salary to Lab Tech.							
3	MTP Training							
4	NSVT							
5	Urban Health Project							
6	Urban Parivar Kalyan							
7	IEC							
8	Salary to ANM							
9	Computer Assistant							
10	Major Civil Work							
11	EAG Activities							
12	Minilap							
13	MNGO							
14	Others (Please specify)							
	Total	Figure A	Figure B			Figure C	Figure D	Figure E

Note : Please reconcile the balance of RCH lying with Districts as well State Level, and refund to GOI

Chartered Accountants

State Finance Officer

Mission Director

CHART OF EXPENSES AT DISTRICT LEVEL

S.No.	Name of District	Activity - 1	Activity - 2	Activity - 3	Activity - 4	Activity - 5	Total
1	District A						
2	District B						
3	District C						
4	District D						
5	District E						
6	District F						
7	District G						
8	District H						
9	Total						

**Schedule I-D
STATE HEALTH SOCIETY**

DETAIL OF EXPENDITURE, UNSPENT BALANCES UNDER IMMUNIZATION AS ON 31-03-2016

(In Rs.)

S.No.	Name of Scheme	Opening Balance 01-04-2015	Fund Received during Year		Expenditure at District Level	Expenditure	Refunded to GOI	Unspent Balance as at 31-03-2016
			From GOI	From state level				
1	RI strengthening project (Review meeting, Mobility support, Outreach services etc)				As Per Chart given below	Figure C1		
2	Salary of Contractual Staffs							
3	Training under Immunisation							
4	Cold chain maintenance							
5	ASHA Incentive							
6	Pulse Polio operating costs							
7	Other activities (if any, pls. specify)							
	Purchase of Fixed Assets:				as per schedule IV A,B....			
	Total	Figure A		Figure B		Figure C	Figure D	Figure E
Chartered Accountants						Mission Director		
State Finance Officer								

CHART OF EXPENSES AT DISTRICT LEVEL

S.No.	Name of District	Activity - 1	Activity - 2	Activity - 3	Total
1	District A				
2	District B				
3	District C				
4	District D				
5	District E				
6	District F				
7	District G				
8	District H				
9	Total				

STATE HEALTH SOCIETY

Schedule I-E

DETAIL OF EXPENDITURE, UNSPENT BALANCE UNDER EC - SIP AS ON 31-03-2016

					Amount (In Rs.)
A) Opening Balance as on 01-04-2015					Figure A
B) Fund Received During The Year :					
Date	Sanction No			Amount	
				-	
				-	
					Figure B
C) Total Fund Available For Spending (A+B)					Sub-total
D) EXPENDITURE DURING THE YEAR					
S.NO	Major Head	State Level	Districts Level	Total	
1	-				
2	-				
3	-				
4	-				
5	-				
6	-				
7	-				
8	-				
9	-				
10	-				
	Purchase of Fixed Assets:		As Per Chart given below		
			as per schedule IV A,B....	Figure C1	
	Sub Total			Figure C	Total
E) REFUNDED TO GOI					Figure D
F) Unspent Balance as on 31-03-2016 (C-C1-D-E)					Figure E
Chartered Accountants		State Finance Officer		Mission Director	

CHART OF EXPENSES AT DISTRICT LEVEL

S.No.	Name of District	Activity - 1	Activity - 2	Activity - 3	Total
1	District A				
2	District B				
3	District C				
4	District D				
5	District E				
6	District F				
7	District G				
8	District H				
9	Total				

STATE HEALTH SOCIETY				Schedule I-F
DETAIL OF EXPENDITURE, UNSPENT BALANCE UNDER NIDDCP AS ON 31-03-2016				
				Amount (In Rs.)
A) Opening Balance as on 01-04-2015				Figure A
B) Fund Received During The Year :				
Date	Sanction No			Amount
				-
				-
				Figure B
C) Total Fund Available For Spending (A+B)				Sub-total
D) EXPENDITURE DURING THE YEAR				
S.NO	Major Head	State Level	Districts Level	Total
1	Establishment of IDD Control Cell		As Per Chart given below	
2	Lab			
3	Health Education and Publicity			
4	IDD Surveys/Re-surveys			
5	kind grant)			
6	ASHA Incentive			
7	Other activities (if any, pls. specify)			
	Purchase of Fixed Assets:	as per schedule IV A,B....	Figure C1	
	Sub Total		Figure C	Total
E) REFUNDED TO GOI				Figure D
F) Unspent Balance as on 31-03-2016 (C-C1-D-E)				Figure E
Chartered Accountants		State Finance Officer		Mission Director

CHART OF EXPENSES AT DISTRICT LEVEL

S.No.	Name of District	Activity - 1	Activity - 2	Activity - 3	Total
1	District A				
2	District B				
3	District C				
4	District D				
5	District E				
6	District F				
7	District G				
8	District H				
9	Total				

STATE HEALTH SOCIETY

Schedule I-G

DETAIL OF EXPENDITURE, UNSPENT BALANCE UNDER IDSP AS ON 31-03-2016

					Amount (In Rs.)
A) Opening Balance as on 01-04-2015					Figure A
B) Fund Received During The Year :					
Date	Sanction No		Amount		-
					-
					Figure B
C) Total Fund Available For Spending (A+B)					Sub-total
D) EXPENDITURE DURING THE YEAR					
S.NO	Major Head	State Level	Districts Level	Total	
1	REMUNERATION FOR CONTRACTUAL HUMAN RESOURCE				
2	TRAINING		As Per Chart given below		
3	LABORATORY SUPPORT				
4	OPERATIONAL COSTS				
5	ANY STATE SPECIFIC ACTIVITY (Pl. Specify)				
	Purchase of Fixed Assets:		as per schedule IV A,B....	Figure C1	
	Sub Total			Figure C	Total
E) REFUNDED TO GOI					Figure D
F) Unspent Balance as on 31-03-2016 (C-C1-D-E)					Figure E
Chartered Accountants		State Finance Officer		Mission Director	

CHART OF EXPENSES AT DISTRICT LEVEL

S.No.	Name of District	Activity - 1	Activity - 2	Activity - 3	Total
1	District A				
2	District B				
3	District C				
4	District D				
5	District E				
6	District F				
7	District G				
8	District H				
9	Total				

STATE HEALTH SOCIETY					Schedule I-H
DETAIL OF EXPENDITURE, UNSPENT BALANCE UNDER NVBDCP AS ON 31-03-2016					
					Amount (In Rs.)
A) Opening Balance as on 01-04-2015					Figure A
B) Fund Received During The Year :					
Date	Sanction No			Amount	-
					-
C) Total Fund Available For Spending (A+B)					Figure B
D) EXPENDITURE DURING THE YEAR					Sub-total
S.NO	Major Head	State Level	Districts Level	Total	
1	Malaria				
2	Dengue & Chikungunya				
3	Acute Encephalitis Syndrome (AES)/ Japanese Encephalitis (JE)				
4	Lymphatic Filariasis				
5	Kala-azar				
5	Externally aided component (EAC)World Bank Project		As Per Chart given below		
6	GFATM Project				
7	Any Other item (Please Specify)				
8	Operational Costs (Mobility, Review Meeting,communication,formats &				
9	Cash grant for decentralized commodities				
Purchase of Fixed Assets:					
			as per schedule IV A,B....	Figure C1	
Sub Total				Figure C	Total
E) REFUNDED TO GOI					Figure D
F) Unspent Balance as on 31-03-2016 (C-C1-D-E)					Figure E
Chartered Accountants		State Finance Officer		Mission Director	

CHART OF EXPENSES AT DISTRICT LEVEL

S.No.	Name of District	Activity - 1	Activity - 2	Activity - 3	Total
1	District A				
2	District B				
3	District C				
4	District D				
5	District E				
6	District F				
7	District G				
8	District H				
9	Total				

Schedule I-I

STATE HEALTH SOCIETY

DETAIL OF EXPENDITURE, UNSPENT BALANCE UNDER NLEP AS ON 31-03-2016

					Amount (In Rs.)
A) Opening Balance as on 01-04-2015					Figure A
B) Fund Received During The Year :					
Date	Sanction No			Amount	-
					-
C) Total Fund Available For Spending (A+B)					Figure B
D) EXPENDITURE DURING THE YEAR					Sub-total
S.NO	Major Head	State Level	Districts Level	Total	
1	Improved early case detection				
2	Improved case management				
3	Stigma Reduced				
4	Development of Leprosy Expertise sustained		As Per Chart given below		
5	Monitoring, Supervision and Evaluation System improved				
5	Programme Management ensured				
6	Others				
Purchase of Fixed Assets:			as per schedule IV A,B,....	Figure C1	
Sub Total				Figure C	Total
E) REFUNDED TO GOI					Figure D
F) Unspent Balance as on 31-03-2016 (C-C1-D-E)					Figure E
Chartered Accountants		State Finance Officer		Mission Director	

CHART OF EXPENSES AT DISTRICT LEVEL

S.No.	Name of District	Activity - 1	Activity - 2	Activity - 3	Total
1	District A				
2	District B				
3	District C				
4	District D				
5	District E				
6	District F				
7	District G				
8	District H				
9	Total				

STATE HEALTH SOCIETY					Schedule I-J
DETAIL OF EXPENDITURE, UNSPENT BALANCE UNDER RNTCP AS ON 31-03-2016					
					Amount (In Rs.)
A) Opening Balance as on 01-04-2015					Figure A
B) Fund Received During The Year :					
Date	Sanction No	Amount			
					Figure B
C) Total Fund Available For Spending (A+B)					Sub-total
D) EXPENDITURE DURING THE YEAR					
S.NO	Major Head	State Level	Districts Level	Total	
1	Civil works				
2	Laboratory materials				
3	Honorarium/Counselling Charges				
4	ACSM				
5	Equipment Maintenance				
6	Training				
7	Vehicle Operation (POL & Manintainance)				
8	Vehicle hiring				
9	Public Private Mix(PP/NGO Support)				
10	Medical Colleges		As Per Chart given below		
11	Office Operation (Miscellaneous)				
12	Contractual Services				
13	Printing				
14	Research & Studies & Consultancy				
15	Procurement of Drugs				
16	Procurement of Vehicles				
17	Procurement of Equipments				
18	Patient Support & Transportation Charges				
19	Supervision and Monitoring				
Purchase of Fixed Assets:			as per schedule IV A,B....	Figure C1	
Sub Total				Figure C	Total
E) REFUNDED TO GOI					Figure D
F) Unspent Balance as on 31-03-2016 (C-C1-D-E)					Figure E
Chartered Accountants		State Finance Officer		Mission Director	

CHART OF EXPENSES AT DISTRICT LEVEL

S.No.	Name of District	Activity - 1	Activity - 2	Activity - 3	Total
1	District A				
2	District B				
3	District C				
4	District D				
5	District E				
6	District F				
7	District G				
8	District H				
9	Total				

National Urban Health Mission (NUHM)

Schedule I-K

STATE HEALTH SOCIETY

DETAIL OF EXPENDITURE, UNSPENT BALANCE UNDER National Urban Health Mission (NUHM) AS ON 31-03-2018

				Amount (In Rs.)
A) Opening Balance as on 01-04-2017				
B) Fund Received During The Year :				
Central Contribution				
State Share Contribution				
				-
				-
C) Total Fund Available For Spending (A+B)				0
D) EXPENDITURE DURING THE YEAR				
Sl. No.	Major Head	State Level	Districts Level	Amount
1	Planning & Mapping			
2	Programme Management			0
3	Training & Capacity Building			0
4	Strengthening of Health Services			0
5	Regulation & Quality Assurance			0
6	Community Processes			0
7	Innovative Actions & PPP			0
8	Monitoring & Evaluation			0
9	Other, if any (Please specify)			0
D)	Total Expenditure during the Year	0	0	0
	Central Share Expenditure			
	State Share Expenditure			
E)	REFUNDED TO GOI			
F)	Unspent Balance as on 31-03-2018 (C-D)			0
Chartered Accountants				
Director-Finance				
Mission Director				

STATE HEALTH SOCIETY				Schedule I-L	
DETAIL OF EXPENDITURE, UNSPENT BALANCE UNDER NPCB PROGRAMME AS ON 31-03-2016					
					Amount (In Rs.)
A) Opening Balance as on 01-04-2015					Figure A
B) Fund Received During The Year :					
Date	Sanction No	Amount	-	-	
					Figure B
C) Total Fund Available For Spending (A+B)					Sub-total
D) EXPENDITURE DURING THE YEAR					
S.NO	Major Head	State Level	Districts Level	Amount	
1	Reimbursement for cataract operation for NGO and Private Practitioners				
2	Assistance for consumables/drugs/medicines to the Govt./District Hospital for Cat sx etc				
3	Diabetic Retinopathy				
4	childhood Blindness				
5	Glaucoma				
6	Keratoplastiy				
7	Vitreoretinal Surgery				
8	Screening and free spectacles for school children & Old Person				
9	Recurring GIA to Eye Bank & Eye Donation Centre				
10	Training of PMOA				
11	State level IEC				
12	Procurement & Maintenance of Ophthalmic Equipment				
13	Grant-in-aid for strengthening of Distt. Hospitals, Divisional Hospitals, Vision Centre, Eye Bank, Eye Donation Centre				
14	GIA to NGOs for setting up/expanding eye care unit in semi-urban/ rural area				
15	Construction of Eye Wards and Eye OTS				
16	Mobile Ophthalmic Units				
17	Fixed tele- ophthalmic network unit in Got. Set up/ internet based ophthalmic				
18	CONTRACTUAL MAN POWER				
	Total		As Per Chart given below		
	Purchase of Fixed Assets:		as per schedule IV A,B....	Figure C1	
	Sub Total			Figure C	Total
E) REFUNDED TO GOI					Figure D
Unspent Balance as on 31-03-2016 (C-C1-D-E)					Figure E
Chartered Accountants		State Finance Officer		Mission Director	

CHART OF EXPENSES AT DISTRICT LEVEL

S.No.	Name of District	Activity - 1	Activity - 2	Activity - 3	Activity - 4	Activity - 5	Total
1	District A						
2	District B						
3	District C						
4	District D						
5	District E						
6	District F						
7	District G						
8	District H						
9	Total						

STATE HEALTH SOCIETY				Schedule I-M	
DETAIL OF EXPENDITURE, UNSPENT BALANCE UNDER NMHP PROGRAMME AS ON 31-03-2016					
					Amount (In Rs.)
A) Opening Balance as on 01-04-2015					Figure A
B) Fund Received During The Year :					
Date	Sanction No			Amount	
					Figure B
C) Total Fund Available For Spending (A+B)					Sub-total
D) EXPENDITURE DURING THE YEAR					
S.NO	Major Head	State Level	Districts Level	Amount	
1	Salary				
2	Infrastructure for District DMHP Centre, Counseling Centre under psychology deptt. In a selected college including crisis helpline : setting up the centre, furniture, computer facilities, telephone etc.				
3	Recruitment of DMHP staff and development of district plan				
4	Training of PHC Medical Officers, Nurses, Paramedical Workers & Other Health Staff working under the DMHP		As Per Chart given below		
5	IEC and community mobilization activities				
6	Targeted interventions at community level Activities & interventions targeted at schools, colleges etc.				
7	Drugs				
8	Equipments				
9	Operational expenses of the district centre : rent, telephone expenses, website etc.				
10	Ambulatory Services				
11	Miscellaneous/ Travel/ Contingency				
		Total			
Purchase of Fixed Assets:			as per schedule IV A,B....	Figure C1	
Sub Total				Figure C	Total
E) REFUNDED TO GOI					Figure D
F) Unspent Balance as on 31-03-2016 (C-C1-D-E)					Figure E
Chartered Accountants		State Finance Officer		Mission Director	

CHART OF EXPENSES AT DISTRICT LEVEL

S.No.	Name of District	Activity - 1	Activity - 2	Activity - 3	Activity - 4	Activity - 5	Total
1	District A						
2	District B						
3	District C						
4	District D						
5	District E						
6	District F						
7	District G						
8	District H						
9	Total						

STATE HEALTH SOCIETY					Schedule I-N
DETAIL OF EXPENDITURE, UNSPENT BALANCE UNDER NPHCE PROGRAMME AS ON 31-03-2016					
					Amount (In Rs.)
A) Opening Balance as on 01-04-2015					Figure A
B) Fund Received During The Year :					
Date	Sanction No				Amount
					-
					-
C) Total Fund Available For Spending (A+B)					Figure B Sub-total
D) EXPENDITURE DURING THE YEAR					
S.NO	Major Head	State Level	Districts Level	Amount	
1	Machinery & Equipment		As Per Chart given below		
2	Drugs and Consumable				
3	Training of doctors and staff				
4	Human Resource				
5	Construction/renovation/extension of the existing building and Furniture of Geriatrics Unit withand OPD facilities				
	Total				
	Purchase of Fixed Assets:		as per schedule IV A,B....	Figure C1	
	Sub Total			Figure C	
E) REFUNDED TO GOI					
					Figure D
F) Unspent Balance as on 31-03-2016 (C-C1-D-E)					
					Figure E
Chartered Accountants		State Finance Officer		Mission Director	

CHART OF EXPENSES AT DISTRICT LEVEL

S.No.	Name of District	Activity - 1	Activity - 2	Activity - 3	Activity - 4	Activity - 5	Total
1	District A						
2	District B						
3	District C						
4	District D						
5	District E						
6	District F						
7	District G						
8	District H						
9	Total						

STATE HEALTH SOCIETY					Schedule
DETAIL OF EXPENDITURE, UNSPENT BALANCE UNDER NPPCD PROGRAMME AS ON 31-03-2016					
					Amount (In Rs.)
A) Opening Balance as on 01-04-2015					Figure A
B) Fund Received During The Year :					
Date	Sanction No			Amount	
					Figure B
C) Total Fund Available For Spending (A+B)					Sub-total
D) EXPENDITURE DURING THE YEAR					
S.NO	Major Head	State Level	Districts Level	Amount	
1	Manpower at State Level		As Per Chart given below		
2	Public Private Partnership				
3	Manpower at District level				
4	IEC Activities				
5	Training to staff				
6	Procurement of Equipment				
	Total				
	Purchase of Fixed Assets:		as per schedule IV A,B....	Figure C1	
	Sub Total			Figure C	Total
E) REFUNDED TO GOI					Figure D
F) Unspent Balance as on 31-03-2016 (C-C1-D-E)					Figure E
Chartered Accountants		State Finance Officer		Mission Director	

CHART OF EXPENSES AT DISTRICT LEVEL

S.No.	Name of District	Activity - 1	Activity - 2	Activity - 3	Activity - 4	Activity - 5	Total
1	District A						
2	District B						
3	District C						
4	District D						
5	District E						
6	District F						
7	District G						
8	District H						
9	Total						

STATE HEALTH SOCIETY					Schedule I-O
DETAIL OF EXPENDITURE, UNSPENT BALANCE UNDER NTCP PROGRAMME AS ON 31-03-2016					
					Amount (In Rs.)
A) Opening Balance as on 01-04-2015					Figure A
B) Fund Received During The Year :					
Date	Sanction No			Amount	
					Figure B
C) Total Fund Available For Spending (A+B)					Sub-total
D) EXPENDITURE DURING THE YEAR					
S.NO	Major Head	State Level	Districts Level	Amount	
1	Training/ Sensitization Prog.		As Per Chart given below		
2	SBCC/IEC campaign				
3	School Programme				
4	Pharmacological Treatment				
	District level Coordination Committee, Monitoring Committee & Enforcement Squads				
5	Manpower Support				
	Procurement of equipment				
6	Training & Outreach				
7	Mobility support				
8	Office Expenses				
9	Other (if any. Please specify)				
	Total				Figure C1
	Purchase of Fixed Assets:		as per schedule IV A,B....		Figure C
	Sub Total				Total
E) REFUNDED TO GOI					Figure D
F) Unspent Balance as on 31-03-2016 (C-C1-D-E)					Figure E
Chartered Accountants		State Finance Officer		Mission Director	

CHART OF EXPENSES AT DISTRICT LEVEL

S.No.	Name of District	Activity - 1	Activity - 2	Activity - 3	Activity - 4	Activity - 5	Total
1	District A						
2	District B						
3	District C						
4	District D						
5	District E						
6	District F						
7	District G						
8	District H						
9	Total						

STATE HEALTH SOCIETY					Schedule
DETAIL OF EXPENDITURE, UNSPENT BALANCE UNDER NOHP PROGRAMME AS ON 31-03-2016					
					Amount (In Rs.)
A) Opening Balance as on 01-04-2015					Figure A
B) Fund Received During The Year :					
Date	Sanction No			Amount	
					Figure B
C) Total Fund Available For Spending (A+B)					Sub-total
D) EXPENDITURE DURING THE YEAR					
S.NO	Major Head	State Level	Districts Level	Amount	
1	Contractual Manpower-HR		As Per Chart given below		
2	Consumables				
3	Grant-in-aid for strengthening of Disttt. Hospitals (Renovation, Dental Chair, Equipment)				
4	Other (if any. Please specify)				
	Total				
	Purchase of Fixed Assets:		as per schedule IV A,B....	Figure C1	
	Sub Total			Figure C	Total
E) REFUNDED TO GOI					Figure D
F) Unspent Balance as on 31-03-2016 (C-C1-D-E)					Figure E
Chartered Accountants		State Finance Officer		Mission Director	

CHART OF EXPENSES AT DISTRICT LEVEL

S.No.	Name of District	Activity - 1	Activity - 2	Activity - 3	Activity - 4	Activity - 5	Total
1	District A						
2	District B						
3	District C						
4	District D						
5	District E						
6	District F						
7	District G						
8	District H						
9	Total						

STATE HEALTH SOCIETY					Schedule I-P
DETAIL OF EXPENDITURE, UNSPENT BALANCE UNDER NPCDCS PROGRAMME AS ON 31-03-2016					
A) Opening Balance as on 01-04-2015					Amount (In Rs.)
					Figure A
B) Fund Received During The Year :					Amount
					Figure B
C) Total Fund Available For Spending (A+B)					Sub-total
D) EXPENDITURE DURING THE YEAR					
S.NO	Major Head	State Level	Districts Level	Amount	
1	Infrastructure		As Per Chart given below	Figure C1	
2	Human Resources				
3	Laboratories , Drugs & Consumables				
4	Mobilty , Miscellaneous & Contingencies				
5	Information, Education & Communication&Training				
6	Outreach activities				
7	Other (if any. Please specify)				
	Total			Figure C	
	Purchase of Fixed Assets:		as per schedule IV A,B....	Total	
	Sub Total			Figure D	
E) REFUNDED TO GOI					
F) Unspent Balance as on 31-03-2016 (C-C1-D-E)					
Chartered Accountants State Finance Officer Mission Director					

CHART OF EXPENSES AT DISTRICT LEVEL

S.No.	Name of District	Activity - 1	Activity - 2	Activity - 3	Activity - 4	Activity - 5	Total
1	District A						
2	District B						
3	District C						
4	District D						
5	District E						
6	District F						
7	District G						
8	District H						
9	Total						

STATE HEALTH SOCIETY					Schedule
DETAIL OF EXPENDITURE, UNSPENT BALANCE UNDER National Program for Palliative Care (New Initiatives under NCD AS ON 31-03-2016)					
					Amount (In Rs.)
A) Opening Balance as on 01-04-2015					Figure A
B) Fund Received During The Year :					
Date	Sanction No			Amount	
					Figure B
C) Total Fund Available For Spending (A+B)					Sub-total
D) EXPENDITURE DURING THE YEAR					
S.NO	Major Head	State Level	Districts Level	Amount	
1	Salary				
2	Training of PHC Medical Officers, nurses, Paramedical Workers & Other Health Staff		As Per Chart given below		
3	Miscellaneous including Travel/POL/Stationary/Communiations/Drugs etc.				
4	Infrastructure strengthening including renovation of PC unit/OPD/Beds/Miscellaneous equipments etc. Non-Recurring				
5	Other (if any. Please specify)				
Total					
Purchase of Fixed Assets:			as per schedule IV A,B....	Figure C1	
Sub Total				Figure C	Total
E) REFUNDED TO GOI					Figure D
F) Unspent Balance as on 31-03-2016 (C-C1-D-E)					Figure E
Chartered Accountants		State Finance Officer		Mission Director	

CHART OF EXPENSES AT DISTRICT LEVEL

S.No.	Name of District	Activity - 1	Activity - 2	Activity - 3	Activity - 4	Activity - 5	Total
1	District A						
2	District B						
3	District C						
4	District D						
5	District E						
6	District F						
7	District G						
8	District H						
9	Total						

Schedule I-T

STATE HEALTH SOCIETY

DETAIL OF EXPENDITURE, UNSPENT BALANCE UNDER Non NHM Funds AS ON 31-03-2016

					Amount (In Rs.)
A) Opening Balance as on 01-04-2015					Figure A
B) Fund Received During The Year :					
<i>UNICEF</i> <i>DFID</i> <i>USAID</i> <i>IPP Global</i> <i>IHBP</i> <i>Any other</i>					
Date		Sanction No		Amount	-
					-
C) Total Fund Available For Spending (A+B)					Figure B
D) EXPENDITURE DURING THE YEAR					Sub-total
S.NO	Major Head	State Level	Districts Level	Amount	
1	<i>UNICEF</i>				
2	DFID		As Per Chart given below		
3	USAID				
4	IPP Global				
5	IHBP				
	Total				Figure C1
	Purchase of Fixed Assets:		as per schedule IV A,B....	Figure C	Total
	Sub Total			Figure C	
E) REFUNDED					Figure D
F) Unspent Balance as on 31-03-2016 (C-C1-D-E)					Figure E
	DFID				
	USAID				
	IPP Global				
	IHBP				
Chartered Accountants					State Finance Officer
					Mission Director

**Schedule II-A
STATE HEALTH SOCIETY**

SCHEDULE OF FIXED ASSETS RESERVE FUND As on 31-03-2016

PARTICULARS	AT STATE	AT DISTRICT	TOTAL
OPENING BALANCE AS ON 1.4.2014			
ADD:			
ASSETS ACQUIRED DURING THE YEAR			
LESS:			
ASSETS SOLD / DISCARDED DURING THE YEAR			
CLOSING BALANCE AS ON 31.3.2016			

STATE HEALTH SOCIETY

SCHEDULE OF FIXED ASSETS As on 31-03-2016

S.No.	Assets	LIST (Detail of individual assets)	Opening Balance 01-04-2015	Purchased During the Year	Disposed off During the Year	Closing Balance 31-03-16	Balance as on 31.03.16 at District level	Total as on 31.03.16
A	<u>RCH-I</u> STATE LEVEL	A						
	Sub Total						List B	
B	<u>RCH Flexipool</u> STATE LEVEL	A						
	Sub Total						List B	
C	<u>NRHM</u> STATE LEVEL	A						
	Sub Total						List B	
D	<u>Immunisation (RI Strength)</u> STATE LEVEL	A						
	Sub Total						List B	
E	<u>PPI</u> STATE LEVEL	A						
	Sub Total						List B	
F	<u>EC SIP</u> STATE LEVEL	A						
	Sub Total						List B	
G	<u>RNTCP</u> STATE LEVEL	A						
H	<u>NVBDCP</u> STATE LEVEL	A						
	Sub Total						List B	
I	<u>NIDDCP</u> STATE LEVEL	A						
	Sub Total						List B	
J	<u>NLEP</u> STATE LEVEL	A						
	Sub Total						List B	
K	<u>IDSP</u> STATE LEVEL	A						
	Sub Total						List B	
L	<u>NPCDCS</u> STATE LEVEL	A						
	Sub Total						List B	
M	<u>NPCB</u> STATE LEVEL							
N	<u>NMHP</u> STATE LEVEL							
O	<u>NPHCE</u> STATE LEVEL							
P	<u>NPPCD</u> STATE LEVEL							
Q	<u>NTCP</u> STATE LEVEL							
R	<u>NOHP</u> STATE LEVEL							
S	<u>NUHM</u> STATE LEVEL							
T	<u>Others (please Specify)</u> STATE LEVEL	A						
	Total (A to T)		Figure A	Figure B	Figure C	Figure D		
Chartered Accountants		Mission Director						

LIST - A

Name of the Programme:RCH-1/RCH Flexible Pool/Immunization/NRHM/any NDCPs Programme

(Separate Schedule for each programme)

Sl. No.	Name of the Assets	Opening Balance 01-04-2015	Purchased During the Year	Disposed off During the Year	Closing Balance 31-03-16
1	Air Condition				
2	Computers				
3	Furnitures & Fixtures				
	Total				

LIST - B

Sl. No.	Name of the Districts	Air Condition as on 31.03.16	Computers as on 31.03.16	Furnitures & Fixtures as on 31.03.16	Total Balance 31-03-16
1	A				
2	B				
3	C				
4	D				
5	E				
6	F				
7	G				
8	H				
	Grand Total				

STATE HEALTH SOCIETY

Schedule of Advances lying at State & Districts under RCH-I as on 31-03-2016

SL. NO.	Name of Districts	RCH-Phase I					Closing Balance (A+B-C-D)
		Opening Balance (A)	Advance Given during the year (B)	Expenditure during the year (C)		Refunded during the year (D)	
				Revenue	Capital		
1							
2							
3							
4							
5							
6							
7							
8							
9							
10							
11							
12							
13							
14							
15							
16							
17							
18							
19							
20							
At State level:							
1	Name of Agencies etc.						
2							
3							
4							
Total		Figure A	Figure B	Figure C		Figure D	Figure E
Chartered Accountants		State Finance Officer			Mission Director		

For more clarity and details
another similar kind of chart
may be plotted as under

Sl. No.	Name of District	Name of Blocks	Particulars of Rev. Exp.	Amount of Rev Exp (Rs.)
1	D1	B1		
		B2		
		B3		
		B4		
		B5		
Total revenue Expenses of the district D1				
2	D2	B1		
		B2		
		B3		
		B4		
		B5		
Total revenue Expenses of the district D2				

STATE HEALTH SOCIETY

Schedule IV-B

Schedule of Advances lying at State & Districts under RCH Flaxipool as on 31-03-2016

SL. NO.	Name of Districts/Agencies	RCH-Flexipool										Balance (A+B-C-D)
		Opening Balance (A)	Fund Release (B)	Interest Earned or Other Receipt	Expenditure		Refund (D)	loan given to other Progr by DHS	user charge	state Cheque	PP Adjustment	
					Revenue (C)	Capital						
1	Dehradun											0
2	Haridwar											0
3	Tehri											0
4	Pauri											0
5	Rudraprayag											0
6	Chamoli											0
7	Uttarkashi											0
8	Almora											0
9	Bageshwar											0
10	Champawat											0
11	Pithoragarh											0
12	Nainital											0
13	USNagar											0
14	Sub Total	0	0	0	0	0	0	0	0	0	0	0
15												
16	Loan rch to nuhm at Nainital											
17	Loan to IMM.											0
18												
19												
At State level												
1	Choudhary Estates Pvt.Ltd											0
2	Director IPGME&R											0
3	EMRI-108											0
4	EPF Account											0
5	HIHT Jolly Grant											0
6	Nidhi Mehra											0
7	NICSI DDN											0
8	Principal of Nursing											0
9	RHFWTC Dehradun											0
10	Advance Under Review(rch)											0
11	RHFWTC Haldwani											0
12	Main kitty											0
13	Sub Total	0	0	0	0	0	0	0	0	0	0	0
14	Total											
15												
16												
17												
Total		Figure A	Figure B		Figure C		Figure D					Figure E

Chartered Accountants

State Finance Officer

Similar chart , as shown in Sch-IV-A , may be plotted here.

STATE HEALTH SOCIETY

Schedule of Advances lying at State & Districts under Immunization as on 31-03-2018

SL. NO.	Name of Districts/Agencies	Immunization									
		Opening Balance	Fund Release	Interest and other receipts	Expenditure		Refund	loan given to other Progr by DHS	Adjustment	Stale Cheque	Balance
					Revenue	Capital					
		(A)	(B)	(C)		(D)					
1	Dehradun									0	
2	Haridwar									0	
3	Tehri									0	
4	Pauri									0	
5	Rudraprayag									0	
6	Chamoli									0	
7	Uttarkashi									0	
8	Almora									0	
9	Bageshwar									0	
10	Champawat									0	
11	Pithoragarh									0	
12	Nainital									0	
13	US Nagar									0	
	Total	0	0	0	0	0	0	0	0	0	
At State level											
1	SPO-Immunization									0	
2	UAHFWS-NRHM Addit.									0	
3	Advance Under Review									0	
1	Main Kitty									0	
	Total	0	0	0	0	0	0	0	0	0	
	Total	Figure A			Figure C		Figure D			Figure E	

Chartered Accountants

STATE HEALTH SOCIETY

Schedule of Advances lying at State & Districts under Flaxipool, Immunization

SL. NO.	Name of Districts/Agencies	EC-SIP					Balance (A+B-C-D)
		Opening Balance (A)	Fund Release (B)	Expenditure		Refund (D)	
				Revenue (C)	Capital		
1							
2							
3							
4							
5							
6							
7							
8							
9							
10							
11							
12							
13							
14							
15							
16							
17							
18							
19							
At State level							
1	Name of Agencies etc.						
2							
3							
4							
	Total	Figure A	Figure B	Figure C		Figure D	Figure E

Chartered Accountants

State Finance Officer

Similar chart , as shown in Sch-IV-A , may be plotted here.



STATE HEALTH SOCIETY

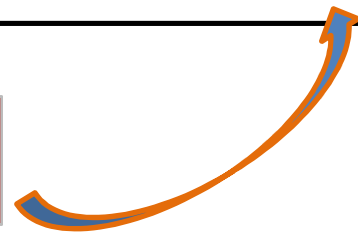
Schedule of Advances lying at State & Districts under NIDDCP as on 31-03-2016

SL. NO.	Name of Districts/Agencies	RCH-Flexipool					Balance (A+B-C-D)
		Opening Balance (A)	Fund Release (B)	Expenditure (C)		Refund (D)	
				Revenue	Capital		
1							
2							
3							
4							
5							
6							
7							
8							
9							
10							
11							
12							
13							
14							
15							
16							
17							
18							
19							
At State level							
1	Name of Agencies etc.						
2							
3							
4							
	Total	Figure A	Figure B	Figure C		Figure D	Figure E

Chartered Accountants

State Finance Officer

Similar chart , as shown in Sch-IV-A , may be plotted here.



STATE HEALTH SOCIETY

Schedule IV-G

Schedule of Advances lying at State & Districts under IDSP as on 31-03-2016

SL. NO.	Name of Districts/Agencies	IDSP									Balance (A+B-C-D)
		Opening Balance (A)	Fund Release (B)	Interest and other receipt	Expenditure		Refund (D)	loan given to other programe	loan receive	State Cheque	
					Revenue (C)	Capital					
1	Almora										0
2	Bageshwar										0
3	Chamoli										0
4	Champawat										0
5	Dehradun										0
6	Haridwar										0
7	Nainital										0
8	Pauri										0
9	Pithoragarh										0
10	Rudra Pryag										0
11	Tehri										0
12	U.S. Nagar										0
13	Uttarkashi										0
14	Sub Total	0	0	0	0	0	0	0	0	0	0
At State level											
1	State Programme office										0
2	Medical College Haldwani										0
3	Medical College Srinagar										0
4	HIHT Jolly Garnt										0
5	Advanced Under Review										0
		0	0	0	0	0	0	0	0	0	0
	Total	0.00	0.00	0.00	0.00	0.00	0.00	0.00	0.00	0.00	Figure E

6E+06

2000000

Chartered Accountants

State Finance Officer

Similar chart , as shown in Sch-IV-A , may be plotted here.

STATE HEALTH SOCIETY

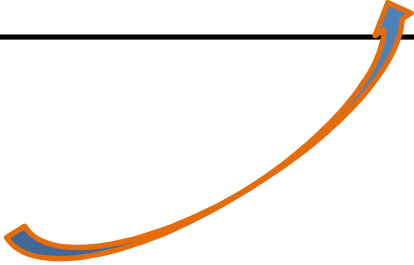
Schedule of Advances lying at State & Districts under NVBDCP as on 31-03-2016

SL. NO.	Name of Districts/Agencies	NVBDCP					Balance
		Opening Balance	Fund Release	Expenditure		Refund	
				Revenue	Capital		
(A)	(B)	(C)		(D)	(A+B-C-D)		
1							
2							
3							
4							
5							
6							
7							
8							
9							
10							
11							
12							
13							
14							
15							
16							
17							
18							
19							
At State level							
1	Name of Agencies etc.						
2							
3							
4							
Total		Figure A	Figure B	Figure C		Figure D	Figure E

Chartered Accountants

State Finance Officer

Similar chart , as shown in Sch-IV-A , may be plotted here.



STATE HEALTH SOCIETY

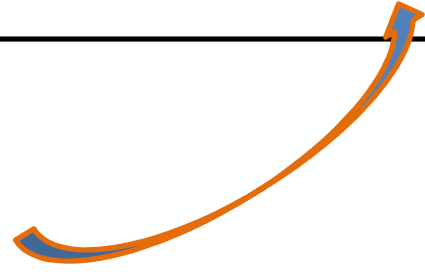
Schedule of Advances lying at State & Districts under NLEP as on 31-03-2016

SL. NO.	Name of Districts/Agencies	NLEP					Balance (A+B-C-D)
		Opening Balance (A)	Fund Release (B)	Expenditure		Refund (D)	
				Revenue (C)	Capital		
1							
2							
3							
4							
5							
6							
7							
8							
9							
10							
11							
12							
13							
14							
15							
16							
17							
18							
19							
At State level							
1	Name of Agencies etc.						
2							
3							
4							
Total		Figure A	Figure B	Figure C		Figure D	Figure E

Chartered Accountants

State Finance Officer

Similar chart , as shown in Sch-IV-A , may be plotted here.



STATE HEALTH SOCIETY

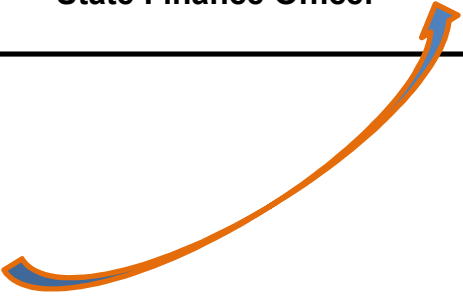
Schedule of Advances lying at State & Districts under RNTCP as on 31-03-2016

SL. NO.	Name of Districts/Agencies	RNTCP					Balance (A+B-C-D)
		Opening Balance (A)	Fund Release (B)	Expenditure		Refund (D)	
				Revenue (C)	Capital		
1							
2							
3							
4							
5							
6							
7							
8							
9							
10							
11							
12							
13							
14							
15							
16							
17							
18							
19							
At State level							
1	Name of Agencies etc.						
2							
3							
4							
	Total	Figure A	Figure B	Figure C		Figure D	Figure E

Chartered Accountants

State Finance Officer

Similar chart , as shown in Sch-IV-A , may be plotted here.



STATE HEALTH SOCIETY

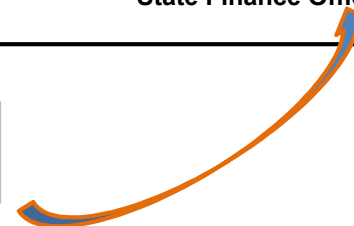
Schedule of Advances lying at State & Districts under NUHM Flaxipool as on 31-03-2016

SL. NO.	Name of Districts/Agencies	NUHM							
		Opening Balance	Fund Release	Interest & Other Receipts	User Charges	Expenditure		Refund	Balance
						Revenue	Capital		
(A)	(B)	(C)	(D)	(E)	(F)	(G)	H=(A+B+C+D-E-F-G)		
1	UAHFWS-Dehradun								0
2	UAHFWS-Haridwar								0
3	UAHFWS-Tehri								0
4	UAHFWS-Pauri								0
5	UAHFWS-Rudrapriyag								0
6	UAHFWS-Chamoli								0
7	UAHFWS-Uttarkashi								0
8	UAHFWS-Almora								0
9	UAHFWS-Bageshwer								0
10	UAHFWS-Champawat								0
11	UAHFWS-Pithoragarh								0
12	UAHFWS-Nainital								0
13	UAHFWS-U.S.Nagar								0
	Total Dist.	0	0	0	0	0	0	0	0
	At State level								0
1	DHFWTC-Dehradun								0
2	NIHFW-New Delhi								0
3	UAHFWS-NRHM Addit								0
4	UAHFWS-RCH FP								0
	State Lavle	0	0	0	0	0	0	0	0
	SPO Bank(Main Kitty)								0
									0
									0
									0
	Total	0.00	0.00	0.00	0.00	0.00	0.00	0.00	0.00

Chartered Accountants

State Finance Officer

Similar chart , as shown in Sch-IV-A , may be plotted here.



**Schedule IV-L
STATE HEALTH SOCIETY**

Schedule of Advances lying at State & Districts under NPCB as on 31-03-2018

SL. NO.	Name of Districts/Agencies	NPCB									
		Opening Balance (A)	Fund Release (B)	Interst or other income	fund recive from other programme	Expenditure		Refund (D)	loan given/recive	Balance (A+B-C-D)	
						Revenue (C)	Capital				
1	Dehradun									0	
2	Haridwar									0	
3	Tehri									0	
4	Pauri									0	
5	Rudraprayag									0	
6	Chamoli									0	
7	Uttarkashi									0	
8	Almora									0	
9	Bageshwar									0	
10	Champawat									0	
11	Pithoragarh									0	
12	Nainital									0	
13	USNagar									0	
14	Advance Under Review									0	
15	Total	0	0	0	0	0	0	0	0	0	
At State level											
1	State Programme Office									0	
2	main kitty									0	
3	total	0	0	0	0	0	0	0	0	0	
	Total	0.00	0.00	0.00	0.00	0.00	0.00	0.00	0.00	0.00	

NPPCD(286000+529147+260000)

0

0

ed Accountants

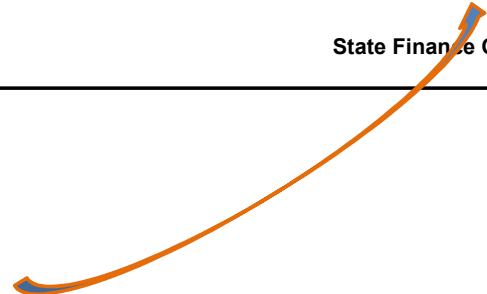
State Finance Officer

0.00

0.00
+
#VALUE!

0.00

Similar chart , as shown in Sch-IV-A , may be plotted here.



STATE HEALTH SOCIETY


Schedule of Advances lying at State & Districts under NMHP as on 31-03-2016

SL. NO.	Name of Districts/Agencies	NMHP					Balance
		Opening Balance	Fund Release	Expenditure		Refund	
				Revenue	Capital		
		(A)	(B)	(C)		(D)	
1							
2							
3							
4							
5							
6							
7							
8							
9							
10							
11							
12							
13							
14							
15							
16							
17							
18							
19							
At State level							
1	Name of Agencies etc.						
2							
3							
4							
	Total	Figure A	Figure B	Figure C		Figure D	Figure E

Chartered Accountants

State Finance Officer

Similar chart , as shown in Sch-IV-A , may be plotted here.



STATE HEALTH SOCIETY

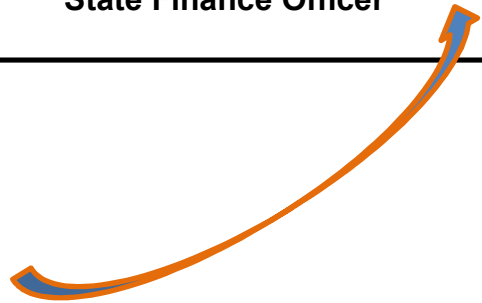
Schedule of Advances lying at State & Districts under NPHCE as on 31-03-2016

SL. NO.	Name of Districts/Agencies	NPHCE					Balance (A+B-C-D)
		Opening Balance (A)	Fund Release (B)	Expenditure (C)		Refund (D)	
				Revenue	Capital		
1							
2							
3							
4							
5							
6							
7							
8							
9							
10							
11							
12							
13							
14							
15							
16							
17							
18							
19							
At State level							
1	Name of Agencies etc.						
2							
3							
4							
Total		Figure A	Figure B	Figure C		Figure D	Figure E

Chartered Accountants

State Finance Officer

Similar chart , as shown in Sch-IV-A , may be plotted here.



STATE HEALTH SOCIETY

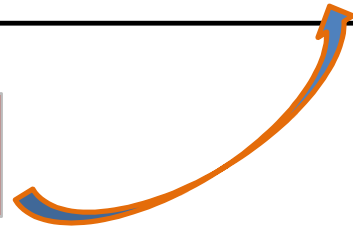
Schedule of Advances lying at State & Districts under NPPCD as on 31-03-2016

SL. NO.	Name of Districts/Agencies	NPPCD					
		Opening Balance	Fund Release	Expenditure		Refund	Balance
				Revenue	Capital		
		(A)	(B)	(C)		(D)	(A+B-C-D)
1							
2							
3							
4							
5							
6							
7							
8							
9							
10							
11							
12							
13							
14							
15							
16							
17							
18							
19							
At State level							
1	Name of Agencies etc.						
2							
3							
4							
	Total	Figure A	Figure B	Figure C		Figure D	Figure E

Chartered Accountants

State Finance Officer

Similar chart , as shown in Sch-IV-A , may be plotted here.



STATE HEALTH SOCIETY


Schedule of Advances lying at State & Districts under NTCP as on 31-03-2016

SL. NO.	Name of Districts/Agencies	NTCP					Balance
		Opening Balance	Fund Release	Expenditure		Refund	
				Revenue	Capital		
		(A)	(B)	(C)		(D)	
1							
2							
3							
4							
5							
6							
7							
8							
9							
10							
11							
12							
13							
14							
15							
16							
17							
18							
19							
At State level							
1	Name of Agencies etc.						
2							
3							
4							
	Total	Figure A	Figure B	Figure C		Figure D	Figure E

Chartered Accountants

State Finance Officer

Similar chart , as shown in Sch-IV-A , may be plotted here.



STATE HEALTH SOCIETY

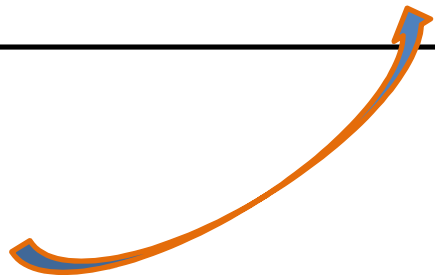
Schedule of Advances lying at State & Districts under NOHP as on 31-03-2016

SL. NO.	Name of Districts/Agencies	NOHP					Balance (A+B-C-D)
		Opening Balance (A)	Fund Release (B)	Expenditure		Refund (D)	
				Revenue (C)	Capital		
1							
2							
3							
4							
5							
6							
7							
8							
9							
10							
11							
12							
13							
14							
15							
16							
17							
18							
19							
At State level							
1	Name of Agencies etc.						
2							
3							
4							
	Total	Figure A	Figure B	Figure C		Figure D	Figure E

Chartered Accountants

State Finance Officer

Similar chart , as shown in Sch-IV-A , may be plotted here.



STATE HEALTH SOCIETY

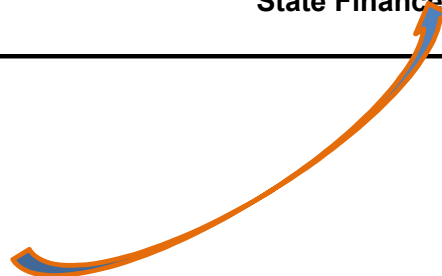
Schedule of Advances lying at State & Districts under NPCDCS as on 31-03-2016

SL. NO.	Name of Districts/Agencies	NPCDCS					Balance (A+B-C-D)
		Opening Balance (A)	Fund Release (B)	Expenditure		Refund (D)	
				Revenue (C)	Capital		
1							
2							
3							
4							
5							
6							
7							
8							
9							
10							
11							
12							
13							
14							
15							
16							
17							
18							
19							
At State level							
1	Name of Agencies etc.						
2							
3							
4							
Total		Figure A	Figure B	Figure C		Figure D	Figure E

Chartered Accountants

State Finance Officer

Similar chart , as shown in Sch-IV-A , may be plotted here.



STATE HEALTH SOCIETY

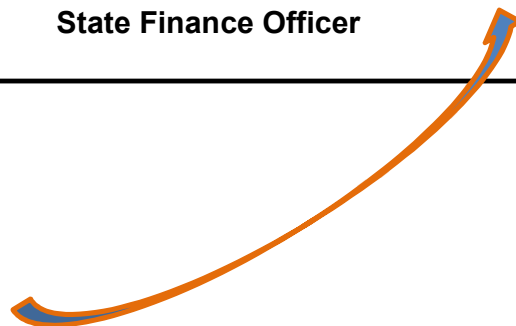
Schedule of Advances lying at State & Districts under National Program for Palliative Care (New Initiatives under NCD) as on 31-03-2016

SL. NO.	Name of Districts/Agencies	National Program for Palliative Care (New Initiatives under NCD)					Balance (A+B-C-D)
		Opening Balance (A)	Fund Release (B)	Expenditure (C)		Refund (D)	
				Revenue	Capital		
1							
2							
3							
4							
5							
6							
7							
8							
9							
10							
11							
12							
13							
14							
15							
16							
17							
18							
19							
At State level							
1	Name of Agencies etc.						
2							
3							
4							
	Total	Figure A	Figure B	Figure C		Figure D	Figure E

Chartered Accountants

State Finance Officer

Similar chart, as shown in Sch-IV-A, may be plotted here.



Schedule IV- T
STATE HEALTH SOCIETY

SCHEDULE OF Advance Given to Staff at State & District Level

S.No.	PARTICULAR	Opening Balance 01-04-2015	GIVEN During 2014-15	Refunded/ Settled	Balance as on 31-03-2016
State Level:					
1	Name of Staff etc.				
District Level: (as per chart below)					
	Total		Figure B		Figure E

CHART OF EXPENSES AT DISTRICT LEVEL

S.No.	Name of District	Opening Balance 01-04-2015	GIVEN During 2015-16	Refunded/ Settled	Balance as on 31-03-2016
1	District A				
2	District B				
3	District C				
4	District D				
5	District E				
6	District F				
7	District G				
8	District H				
9	Total				

STATE HEALTH SOCIETY		Schedule VI			
Schedule of Cash & Bank Balance AS ON 31-03-2016					
Sl. No.	Particular of Bank/Cash	Opening Balance as on 01.04.15		Closing Balance as on 31-03-2016	
		Cash	Bank	Cash	Bank
A	RCH-I State Level District Level Sub Total	AS PER LIST A			
B	RCH Flexipool State Level District Level Sub Total	AS PER LIST A			
C	NRHM State Level District Level Sub Total	AS PER LIST A			
D	Immunisation (RI Strength) State Level District Level Sub Total	AS PER LIST A			
E	PPI State Level District Level Sub Total	AS PER LIST A			
F	EC SIP State Level District Level Sub Total	AS PER LIST A			
G	RNTCP State Level District Level Sub Total	AS PER LIST A			
H	NVBDPC State Level District Level Sub Total	AS PER LIST A			
I	NIDDCP State Level District Level Sub Total	AS PER LIST A			
J	NLEP State Level District Level Sub Total	AS PER LIST A			
K	IDSP State Level District Level Sub Total	AS PER LIST A			
L	NPCDCS State Level District Level Sub Total	AS PER LIST A			
M	NPCB State Level District Level Sub Total	AS PER LIST A			
N	NMHP State Level District Level Sub Total	AS PER LIST A			
O	NPHCE State Level District Level Sub Total	AS PER LIST A			
P	NPPCD State Level District Level Sub Total	AS PER LIST A			
Q	NTCP State Level District Level Sub Total	AS PER LIST A			
R	NOHP State Level District Level Sub Total	AS PER LIST A			
S	NUHM State Level District Level Sub Total	AS PER LIST A			
T	Others (please Specify) State Level District Level Sub Total	AS PER LIST A			
Total (A to K)		Figure A	Figure B	Figure C	Figure D
Chartered Accountants		State Finance Officer		Mission Director	

Name of the Programme: RCH-1/RCH Flexible Pool/Immunization/NRHM/any NDCPs Programme
(Separate Schedule for each programme)

List of District wise Opening & Closing balances of Cash & Bank

Sl. No.	Name of the Districts	Opening Balance as on 01.04.15		Closing Balance as on 31-03-2016	
		Cash	Bank	Cash	Bank
1	A				
2	B				
3	C				
4	D				
5	E				
6	F				
7	G				
Grand Total					

NOTE: District Bank Balances may be merged with the Advances to the Districts.

STATE HEALTH SOCIETY

Schedule of Cheques/DD in Hand AS ON 31-03-2016

Sl. No.	Cheque/DD No	Date	Received From	Amount (Rs.)
At State Level:				
At District Level:				
1	District-A			
2	District-B			
3	District-C			
4	District-D			
5	District-E			
	Total			Total A

Chartered Accountants State Finance Officer

Mission Director

STATE HEALTH SOCIETY

Schedule of Interest Earned at State & Districts during the year 2015-16

Sl. No.	Bank	Used for	Bank Balance as on 31st March, 2016 (as per Books)
	State Level :		
A	Bank - 1	RCH / NRHM	
B	Bank - 2	TB	
C	Bank - 3	Blindness	
D	Bank - 4	IDSP	
E	Bank - 5	Leprosy	
F	Bank - 6		
	District Level:		
G	Bank - 1	as per List A	as per List A
	Grand Total		Figure C

Chartered Accountants

State Finance Of Mission Director

List A

Sl. No.	Name of the Districts	Bank Balance as on 31st March, 2016 (as per Books)
1	A	
2	B	
3	C	
4	D	
5	E	
6	F	
7	G	
	Grand Total	

